

Roland

V-8 8-Channel Video Mixer

V-LINK



Meet the next generation in video mixing.
8 Inputs, 3 Outputs and all new Special Effects.

8 INPUT
CHANNELS

COMPUTER
R G B
DIRECT INPUT

The V-8 Offers an Expanded



Shown with the P-10 Visual Presenter, the perfect companion for the V-8.

V-8 8-Channel Video Mixer

V-LINK

■ A natural evolution of the legendary V-4 Compact Video Mixer

The EDIROL V-8 has all the features of the legendary V-4, such as, ease of use, high-quality digital processing of video, numerous video effects and BPM sync with music. This next generation video mixer includes new effects and expands the potential to new applications and dimensions.

■ DV Quality Video Outputs with Full Digital Processing

The internal processing of V-8 is 4:2:2 full-frame digital. More than 500 lines of video resolution ensure very high image quality after digital processing and mixing.

■ Direct input of computer signal

The V-8 has a built-in scan converter, providing direct input of RGB signals (VGA - UXGA) from two D-Sub terminals on the rear panel. With the selector switch located on the top panel, you can select between two computer sources. Using the luminance key or chroma key, enables logos or text from your computer to be keyed over background video enabling the display of lyrics, bottom thirds, and announcements. Integrating computer graphics and visual applications with video sources has never been easier.

■ New Video Filters and Numerous Transitions

All your favorite effects like colorize and negative are included, along with newly added effects like feedback, afterimage, emboss, find edge and more. Composite two images with Picture-in-Picture and Luminance or Chroma keying. Customize your transitions between the A and B bus with multiple flavors of simple mix, hard or soft wipes, and the all-new stretch and slide transitions.

■ Independent faders on each bus as well as master output

Faders are independently equipped for both A/B buses allowing you to create a video fade on just one bus or adjust the various video effects parameters. The master fader control is a slider bar enabling quick and intuitive operation while working on the fly.

■ Next generation V-LINK control enables audio-follow

The V-8 can be remote controlled from EDIROL PR series video presenters as well as the V-4. The V-8 can also send remote control signals to the new generation of Roland's digital audio mixer, the RSS M-400 (V-Mixer). The motorized faders of the M-400 automatically follow the video switching of the V-8. Now you can have your audio sources follow your video sources without the need to change two mixers at once.

The V-8 provides a one-unit solution to various facilities and applications.



Business



Clubs (VJ)



Concerts



Events



Sports



Wedding

Visual Experience.

Preview Select Buttons

Select which channel is shown on the preview monitor.

Parameter Setting Buttons

Customize your button layout or change system settings.

BPM Control Section

Displays current BPM (Beat Per Minute). Adjust the adjacent BPM/CONTROL dial to change the current BPM value.

Input Selectors

Select the input source for A and B busses.

Channel Fader


Fades the A or B bus image when FADE is turned on. When turned off, it can smoothly control parameters of a video effect.

Transformer

Instantly toggle between the A and B images without using the video fader.

Video Fader

The T-Bar video fader allows intuitive transitions between the A and B busses. You can change T-bar orientation from up/down to left/right according to your preference.



Computer Input Selector

Select one of the two RGB computer input ports.

Output Fader

Apply fade-to-white or fade-to-black to the final output. The color is selectable with the adjacent color switch.

TAP button


Use this to control BPM sync. Tap it in time to the beat so the effects will match your music.

Memory Dial

Select one of eight memory settings of the V-8 instantly by turning this dial.

Transition Buttons

Select the type of transition effects. When BPM SYNC is turned on, V-8 automatically switches between A and B on BPM timing.



Effect Buttons

These customizable buttons to apply video effects (filter/composition) to inputs on A/B busses.

Output Jacks

Composite x 2 and S-Video x 1 for output to projectors or TV screens.

Preview Output Jack

Outputs the channel selected via the Preview Select Buttons and displays the menu.

Monitor Output of Ch.8

An SD monitor jack for channel 8 (RGB or S-Video).

Computer Input Jacks

D-Sub 15pin input jack x 2 to receive RGB signal from computers. Select which one is routed to the mix using the selector switch on the top panel.



Composite Input Jacks

BNC input jack x 7 for connection with various SD video sources.

Monitor Output Jacks

Provides loop-thru monitoring of SD input Ch. 1 - 7.

MIDI Connectors

MIDI input/output ports for connection with external MIDI and V-LINK compatible devices.

S-Video Input Jacks


S-Video input jack x 4. If S-Video and another signal (composite or RGB) are input to Ch.5 - 8 simultaneously, S-Video will take priority.

Examples of The Newly Added Video Effects (Filters)

Afterimage



Feedback



Flip




Emboss



Find Edge



Silhouette



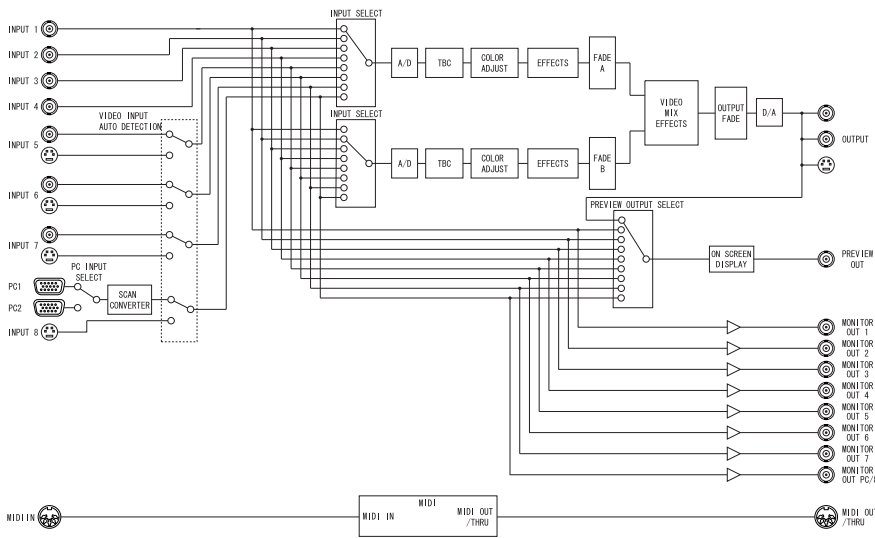
Bridging the Audio & Visual World

V-LINK is a MIDI-based protocol that enables audio/musical devices and video devices to communicate with each other via simple connection resulting in expanded audio/visual applications. V-LINK equipped devices allow creators to trigger video clips, perform video effects/transitions and wow audiences with real-time audio/video manipulation and creation. For example, controlling EDIROL video products from V-LINK compatible musical instruments allows musicians to perform visually while simultaneously playing an instrument. Further, the V-LINK function allows the EDIROL video mixer to control the RSS M-400 live audio mixer. This enables the correct audio source to follow the specific videos source thereby ensuring that the video and matching audio will always stay synchronized.

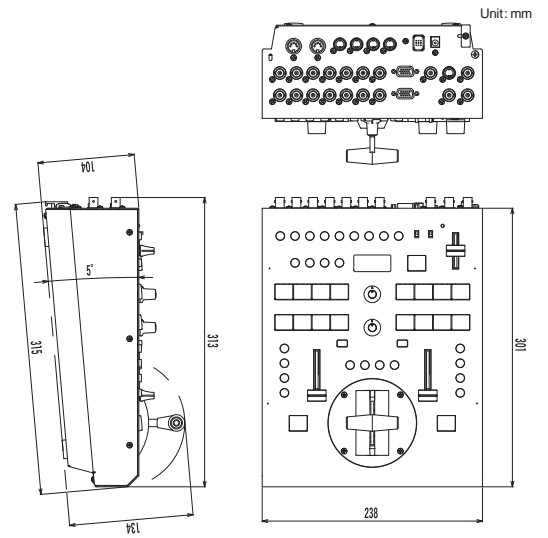
Specifications

Video Format	Video: NTSC or PAL (ITU601) PC-RGB: 640 x 480/120 Hz, 800 x 600/120 Hz, 832 x 624/75 Hz, 1024 x 768/80 Hz, 1152 x 864/80 Hz, 1152 x 870/75 Hz, 1280 x 1024/75 Hz, 1600 x 1200/60 Hz (RGB VH: positive/negative logic) * VESA DMT Version 1.0 Revision 10 conform. * The refresh rate is the maximum value of each resolution.	Output Video (composite): BNC type x 2, S-video: 4-pin mini DIN type x 1 Preview Output Video (composite): BNC type x 1 (OSD Menu) Monitor Output Video (composite): BNC type x 8 (Ch 1 - 8)
Video Sampling Rate	Video: 4:2:2 (Y:B-Y:R-Y), 8-bit, 13.5 MHz	Remote Control Interfaces MIDI IN: 5-pin DIN type x 1, MIDI OUT/THRU: 5-pin DIN type x 1
Frame Synchronizer	2 systems	Transition effects (more than 200 types) Mix (Dissolve, Non-Additive Mix : NAM, Full-Additive Mix : FAM), Wipe (Hard edge wipe, Soft edge wipe), Key, Slide, Stretch, User Transition
Input Level and Impedance	Video (composite): 1.0 Vp-p, 75 ohms S-video: <Luminance signal> 1.0 Vp-p, 75 ohms <Chrominance signal> 0.286 mVp-p, 75 ohms (NTSC) / 0.3 mVp-p, 75 ohms (PAL) PC-RGB: 0.7 Vp-p, 75 ohms (H, V: 5 V TTL)	Video effects Still, Strobe, Afterimage, Feedback, Shake, Negative, Colorize, Find Edge, Silhouette, Mono Color, Emboss, Posterize, Color Pass, Luminance key, Chroma key, Flip, Multi, Mirror, Picture-in-picture
Output Level and Impedance	Video (composite): 1.0 Vp-p, 75 ohms S-video: <Luminance signal> 0 Vp-p, 75 ohms <Chrominance signal> 0.286 mVp-p, 75 ohms (NTSC) / 0.3 mVp-p, 75 ohms (PAL)	Power Supply DC 9 V (AC Adaptor: Roland PSB-1U) Current Draw 2 A (Preliminary, AC Adaptor PSB-1U 0.4A)
Connectors	Input Video (composite): BNC type x 7 (Ch 1 - 7) S-video: 4-pin mini DIN type x 4 (Ch 5 - 8) PC-RGB: D-SUB 15pin Shrink Type x 2 (Ch8: PC1 / PC2) * Inputs 5 - 8; however if S-video is simultaneously input to 5-8, S-video takes priority	Dimensions 238 (W) x 315 (D) x 134 (H) mm (9-3/8 (W) x 12-7/16 (D) x 5-5/16 (H) inches) Weight 3.2 kg (7 lbs 1 oz)
		Accessories AC Adaptor, Power Cord, BNC to RCA video adapter x 4, mount screw for Video fader x 4, Owner's Manual
		Options Cross Fader: V-4CF

Block Diagram



Dimensions



Video Mixer Line-up

V-4

The world's standard of compact video mixer. Four SD inputs and high-quality video effects at an affordable price.



LVS-400

Four channel video mixer with simple and straightforward operation with rugged build structure. Perfect for video performance at events, exhibitions and presentations.



V-44SW

Rack-mount, eight channel multi-format video switcher for applications requiring seamless mixing of SD, HD and RGB sources.



V-440HD

Multi-format video mixer with tactile operation offers extremely smooth and intuitive mixing and switching of SD, HD and RGB sources.

